

## TUESDAY RESULTS

A GRADE GROSS WINNER		GROSS	#N/A
WINNER	<b>Eric Arbues (Philippines)</b>	<b>74</b>	
B GRADE GROSS WINNER		GROSS	
WINNER	<b>Mike Acobera (Philippines)</b>	<b>86</b>	<b>C/b</b>
	Raul Posadas (Philippines)	86	
C GRADE GROSS WINNER		GROSS	
WINNER	<b>Alex Yuk Thin (Malaysia)</b>	<b>90</b>	
A GRADE NETT WINNER		NETT	
WINNER	<b>Peter Tanner (Australia)</b>	<b>70</b>	
RUNNER UP	Rafa Maurer (Spain)	73	<b>C/b</b>
	Gus Guidetti (Australia)	73	
GROSS	Eric Arbues (Philippines)	69	
B GRADE NETT WINNER		NETT	
WINNER	<b>Raul Posadas (Philippines)</b>	<b>69</b>	<b>C/b</b>
RUNNER UP	Shiang Hwai Foo (Malaysia)	69	
C GRADE NETT WINNER		NETT	
WINNER	<b>Bernd Kaiser (Germany)</b>	<b>66</b>	
RUNNER UP	Shiva Kumar (India)	67	<b>C/b</b>
	Chak Gadde Gadde (India)	67	
GROSS	Alex Yuk Thin (Malaysia)	66	
		69	

### Nearest The Pin

HOLE 2 Bruce Lee Steere (Australia) & Peter Flugge (Australia)

HOLE 7 Sathi Govindasamy (Malaysia)

HOLE 12 Jun De Leon, Jr. (Philippines)

HOLE 16 Peter Tanner (Australia)

### Shortest Drive











HOLE 14 KW Kim (South Korea)







### Second Last

Last	KW Kim (South Korea)	<b>124</b>
2nd	Steve Churchman (Australia)	<b>119</b>
3rd	Trevor Riseborough (Australia)	<b>118</b>

# MENS A GRADE











## LEADERBOARD
















					Mon Score		Tue Score		Thur Score		Fri Score		TOTAL	
	Name	Nationality	Starting Index	Adjusted Index	Nett	Gross	Nett	Gross	Nett	Gross	Nett	Gross	Nett	Gross
GROSS	Rafa Maurer (Spain)		4.1	3.9	71	76	73	78					144	154
1	Peter Tanner (Australia)		11.3	10.8	71	84	70	83					141	167
2	Cliff Almond (Australia)		11.0	10.6	67	79	75	88					142	167
3	Gus Guidetti (Australia)		11.7		77	90	73	87					150	177
4	Joe Mcneil (Hong Kong)		5.8		77	84	74	81					151	165
5	Eric Arbues (Philippines)		4.5		83	88	69	74					152	162
6	Dante Felizarta (Philippines)		11.5		70	83	85	99					155	182
7	Lindz Salilig (Philippines)		5.1		75	81	82	88					157	169
8	Scott Malone (Australia)		5.6		75	81	85	92					160	173
8	Andrew Wing (Australia)		9.8		83	94	77	89					160	183
















10	Bruce Lee Steere (Australia)		4.1		78	83	83	88					161	171
10	Terry Sidwell (Australia)		8.2		81	90	80	90					161	180
12	Dave Walker (Australia)		6.6		79	86	84	92					163	178
13	Cooky Cook (Australia)		9.5		84	95	80	91					164	186
14	Julian Perera (Scotland)		4.4		71	76	95	99					166	175
15	Asta M Mendes (Australia)		6.5		82	89	88	96					170	185





# MENS B GRADE

## LEADERBOARD

LEADERBOARD					Mon Score		Tue Score		Thur Score		Fri Score		TOTAL	
	Name	Nationality	Starting Index	Adjusted Index	Nett	Gross	Nett	Gross	Nett	Gross	Nett	Gross	Nett	
GROSS	JP Cuvelier (Hong Kong)		13.8	12.4	67	82	72	87					139	169
1	Shiang Hwai Foo (Malaysia)		18.0	16.6	70	89	69	89					139	178
2	CS Low (Malaysia)		14.0	12.8	67	82	73	88					140	170
3	Nick Jackson (Hong Kong)		17.2	16.4	72	90	70	90					142	180
4	PK Chong (Malaysia)		18.0	17.4	70	88	73	93					143	181
5	Mike Acobera (Philippines)		13.7	13.3	74	89	70	86					144	175
5	TL Lim (Malaysia)		16.0	15.6	71	88	73	91					144	179
7	Raul Posadas (Philippines)		14.4	14.2	76	92	69	86					145	178
7	Shreyas Shenoy (India)		16.0	15.8	74	91	71	89					145	180
9	Gary Cheater (United Kingdom)		13.2		74	88	72	87					146	175











10	Hazuli Hamzah (Malaysia)		15.0		68	84	79	95					147	179
10	Arnel Pareja (Philippines)		16.4		77	93	70	89					147	182
12	Papi Reddy (India)		15.0		79	95	70	87					149	182
12	Ged Cooper (United Kingdom)		16.0		74	91	75	93					149	184
14	Sin Leong Tan (Malaysia)		17.0		71	89	79	98					150	187
14	Rug Lynch (Australia)		17.7		76	95	74	94					150	189
16	Bretty Brett (Australia)		13.1		72	86	79	96					151	182
16	Alex Carson (Australia)		17.2		73	91	78	98					151	189
16	GJ Johri (India)		17.0		75	93	76	96					151	189
16	Alan Ashton (Australia)		17.2		81	99	70	90					151	189
16	Chee Kheong Wong (Malaysia)		18.0		77	96	74	95					151	191
16	Falcon Lauren (Philippines)		9.2		80	90	71						151	
22	Craig Boswell (New Zealand)		13.5		76	90	76	92					152	182
22	Vijay Bhuva (Australia)		16.9		73	91	79	98					152	189
24	Peter Flugge (Australia)		17.0		75	93	78	98					153	191

25	Trevor Homann (Australia)		12.7		75	89	79	94					154	183
25	Ray Wynn (Australia)		17.0		80	98	74	92					154	190
25	Suren Bhandari (India)		18.0		73	92	81	102					154	194
28	Belly Bellchambers (Australia)		18.3		78	98	77	98					155	196
28	Jun De Leon, Jr. (Philippines)		8.6		77	87	78						155	
30	Graeme Smith (Australia)		13.0		79	93	78	92					157	185
30	Anil Mehra (Australia)		16.8		78	96	79	98					157	194
32	Al Boyes (Australia)		13.8		80	95	79	96					159	191
32	Prem Fontes (India)		16.0		80	97	79	97					159	194
32	David Bryett (Australia)		18.0		82	100	77	95					159	195
32	Jeff Watkins (Australia)		17.7		83	102	76	96					159	198
36	Bruce Berriman (Australia)		14.1		83	98	78	94					161	192
36	P.K. Liow (Malaysia)		16.0		79	96	82	100					161	196
38	Terry Drake (United Kingdom)		11.0		79	91	84						163	
39	Avi Arali (India)		12.0		83	96	82	96					165	192
















39	Colin Braithwaite (Australia)		17.9		83	102	82	103					165	205
41	Carling Colorado (Philippines)		9.5		82	93	84						166	
42	In Ho Kim (South Korea)		12.0		99	112	90	104					189	216
43	Darren Carrett (England)		14.0		87	102								





# MENS C GRADE






## LEADERBOARD

					Mon Score		Tue Score		Thur Score		Fri Score		TOTAL	
	Name	Nationality	Starting Index	Adjusted Index	Nett	Gross	Nett	Gross	Nett	Gross	Nett	Gross	Nett	Gross
GROSS	Mike Schrick (Australia)		19.6	18.4	69	90	73	95					142	185
1	Bernd Kaiser (Germany)		23.0	19.7	69	94	66	91					135	185
2	Alex Yuk Thin (Malaysia)		21.0	18.9	73	95	66	90					139	185
2	Michael Downer (Australia)		22.0	19.9	70	94	69	94					139	188
4	Thomas Stadler (Austria)		22.0	20.5	67	91	74	98					141	189
5	Dinesh Rao (India)		20.0	19.1	71	92	72	95					143	187
6	Vittal Bhandary (India)		22.0	21.4	75	99	69	94					144	193
7	Brian Munnings (Australia)		19.6	19.3	74	95	71	94					145	189
7	Sandy Upadhyaya (India)		22.0	21.7	75	99	70	95					145	194
7	Toti Barcelon (Philippines)		22.3	22.0	74	98	71	97					145	195



7	Chak Gadde Gadde (India)		24.0	23.7	78	104	67	95					145	199
11	KT Tham (Malaysia)		19.9		73	94	73	96					146	190
11	FN Leong (Malaysia)		21.0		74	96	72	96					146	192
11	Allyn Wasley (Australia)		22.1		75	99	71	96					146	195
14	Sathi Govindasamy (Malaysia)		19.0		73	93	74	96					147	189
14	Shiva Kumar (India)		26.0		80	108	67	97					147	205
16	Benny Tai (Malaysia)		23.0		74	99	74	110					148	209
17	Stevo Stephens (Australia)		19.9		72	93	77	100					149	193
17	Nigel Dearden (Hong Kong)		21.0		70	92	79	102					149	194
17	Ram Muppidad (India)		24.0		74	101	75	103					149	204
20	Dipankar Deb (Philippines)		21.0		75	97	76	100					151	197
20	Dipak Devchand (Australia)		25.8		71	99	80	109					151	208
22	Sam Takigawa (Malaysia)		19.0		77	97	75	97					152	194
22	SS Deou (Malaysia)		20.0		77	98	75	98					152	196
22	MC Yap Ming Chai (Malaysia)		24.0		78	102	74	102					152	204

25	Subin Zacharia (India)		19.0		78	98	76	98					154	196
26	Randy Baker (United States)		19.0		83	103	72	94					155	197
26	Paul Paulose (Hong Kong)		22.0		75	101	80	105					155	206
28	Joseph Maduram (Australia)		26.0		80	108	76	106					156	214
29	LS Koay (Malaysia)		19.0		78	98	79	101					157	199
30	Barry Boey (Malaysia)		22.0		80	104	78	103					158	207
30	Terry Hull (New Zealand)		24.1		80	106	78	106					158	212
32	Nithin Prakash (India)		24.0		78	104	81	109					159	213
32	Steve Churchman (Australia)		35.6		81	117	78	119					159	236
34	Philip Hou (Hong Kong)		22.0		80	104	80	105					160	209
35	Krishna Veerareddy (India)		22.0		86	110	76	101					162	211
35	Vasu Krishnam (Australia)		24.9		79	108	83	109					162	217
35	Trevor Riseborough (Australia)		34.4		80	116	82	118					162	234
38	Lawrence Lee (Malaysia)		24.0		79	105	85	113					164	218
39	Carlos Morgadinho (France)		22.1		82	106	83	108					165	214

40	Ernie Harvey (Australia)		20.6		85	107	81	105					166	212
41	Srinath Venkatasubramanian (India)		20.0		82	103	88	101					170	204
41	DR. Sanjay Divaker (India)		19.0		88	108	82	104					170	212
43	Hoo Kyu Rhu (South Korea)		20.0		89	110	84	107					173	217
44	KW Kim (South Korea)		25.0		98	125	85	124					183	249

--	--	--	--	--	--	--	--	--	--	--	--	--	--	--